

Otaki Potters

OCTOBER 2016



P O Box 36
OTAKI 5512
Ph. 06 364 7308 x 711
www.otakipotteryclub.org

Management Committee

Patron: Grant McNab

President:

Rod Graham
rodgraham@xtra.co.nz 027 4457545

Vice President:

Brent Craig 04 293 2404
brent@awatealodge.co.nz 027 2427572

Secretary

Caitlin Taylor 06 364 2191
otakipotteryclub@gmail.com 021 390888

Treasurer:

Ann Porter 04 9021647
daveann@clear.net.nz 021 460 942

Assistant Treasurer:

Lynne Corkin 06 364 6530
linnygin@gmail.com

Committee:

Beryl Rowe 06 364 3030

Margaret Hunt 06 364 8053
mhunt@xtra.co.nz

Biz Hayman 06 927 9044
bizziehayman@gmail.com

Jennifer Turnbull 06 364 0688
greensj@xtra.co.nz 0212 957 473

Stephanie Tidman 06 364 0644
geeup1@clear.net.nz 021 2677052

Jeavons Baillie 04 905 0144

Russell Kitto 04 293 3349
russ.flo@xtra.co.nz 0274 504 268

Others with responsibility:

Club Library & Rooms	Kaye Stead
DVDs and Enrolments	Margaret Hunt
Orientation	Jude Whitaker
Newsletter	Caitlin Taylor
Website	Biz Hayman
Cleaning Bees	Stephanie Tidman
New members	Stephanie Tidman
Property Maintenance	Russell Kitto
Clay	Jenny Turnbull
Keys	David Simmonds
Festival of Pots Convener	Brent Craig

Greetings,

It is all go here in the clubrooms. There are people working in the rooms most days. All three electric kilns have been working to capacity since the end of August. That includes the four weeks when there weren't any adult classes in operation. Remember... don't leave it too late!

Stephanie Tidman is loading and unloading kilns and doing a great job. Paula Archibald is available to help. Helen Walch, Stephanie and Margaret are assisting with making glazes so we are slowly building a team to share the load.

While we had to delay the club **Raku** by one day and start a little later, it was a good choice. The weather was great and with three



Helen Walch

kilns in full swing everyone got their pots fired. We had really good colour. It was encouraging to see people experimenting with form and the application of glazes to good effect.

A club member borrowed one of the **raku burners**. We need it back for the public raku. Please contact me if you have it.

Sandra Sinclair came prepared with her liquid mix of yeast, sugar and flour to dip her pots in once they got to 900C. The result was quite amazing. This is a Middle Eastern method used to seal pots. In raku the mix turned pots a rich

tan/orange with black flecking. The technique is called Obvara. The recipe is included in this newsletter.

Sandra also tried a different method for naked raku by heating her pots to 700C, taking them out of the kiln and dipping them in slip before putting them back into the kiln and firing them up to 900C. If you are interested in Raku we have some good resource material in the club library.

We have the **Public Raku** coming up on Saturday December 3rd. We ask all members to get involved in helping to make this a success. This is the one occasion in the year when we offer the community a hands on family art experience. Judy Page is ringing around to

Dates to Remember :

Pit & Pizza party	12th and 13th November
Club Day Lunch	12.30 16th November
Public Raku	10 - 3pm. 3rd December
Christmas Dinner	10th December
Cleaning Bee	10th December



make up the rosters. We will have posters to go out so if you can pick one up from the rooms and get it displayed somewhere in your area that would be helpful.

Congratulations to Jeavons who was the first to step up for toilet cleaning duty. A great job! If you haven't done a cleaning bee this year and were a member before July 1st, you might like to take the November or December slot. See Stephanie.

All members are required to do a **cleaning bee** once a year, or pay \$30 and we will pay someone to do it for you. Anyone who became a member after July 1st 2016, or is an associate member are exempt along with anyone who applied to the committee and was granted an exemption. There are a few vacancies left for the December cleaning bee.

We are planning a **CLUB DAY LUNCH** at the Brown Butter Café in Ohau on Wednesday November 16th at 12.30. If you are keen to do please put your name on the list beside the door by Monday 14th. We will carpool from the clubrooms.

The **CLUB CHRISTMAS DOO** will be held at Byrons Restaurant, Otaki Beach on Saturday 10th December. Drinks at 7pm, dinner at 7.30pm. \$35 per head, partners welcome. Please pay when you put your name on the list.

Don't forget the pit firing on November 12th and the Pizza Party on the 13th.



Paula Peters



CER
AMI
CUS
2016

WELLINGTON POTTERS ASSOCIATION ANNUAL EXHIBITION

5-13 NOVEMBER
2016

GUEST SELECTOR + EXHIBITOR | RICK RUDD

NEW ZEALAND PORTRAIT GALLERY
SHED 11, WELLINGTON WATERFRONT



Kāpiti Arts Trail

As this newsletter is published we are half way through the Kapiti Arts Trail. I hope those of you who are on it are experiencing success. I had a very limited time to go looking. People kept telling me that I should get up to Summerstone on Ringawhata Rd. I'm glad I did. The drive in through the trees was quite stunning. But the gallery and display space was just impressive. The way Judy and Mike Page have presented their work is really professional. They were really busy when I was there. Judy told me that they had over 500 people through on the first day. Well done you two!

I hope club members have a chance to get out this weekend and be inspired.



RAKU RECIPES

OBVAR

10 litres water
2 cups flour
1 tablespoon of yeast
1 tablespoon of sugar
Make 3 days before required.

Stir frequently.
Heat pots to 900C.

Dip quickly in mixture then into cold water.

NAKED RAKU SLIP (Linda & Charlie Riggs)

5 parts Fire clay
3 parts china clay
2 parts alumina hydrate

Add water to make a dipping slip.
Dip burnished pots in slip and straight into the kiln and fire to 780C. Cover with sawdust. Leave to reduce about 10 minutes. Take out and gently pour water over the pots and watch the slip wall away leaving great crackle.

June Hogan



Sue Wilson



June Hogan



Sandra Sinclair
- Naked Raku



Sandra Sinclair -

Obvar Raku



Sue Wilson

Rick Rudd's Handbuilding Workshop Wellington Potters Association

5th & 6th of November
130 Grant Rd Thorndon

We are very fortunate to have one of New Zealand's leading ceramic artists as our exhibition selector and a visiting teacher. Following our exhibition opening, Rick is holding a handbuilding workshop at the WPA rooms on Saturday and Sunday - 5th and 6th of November from 10:00 am to 4:00pm. Rick is a consummate craftsman and a well-practised teacher. His workshops are packed with information.

All of Rick's work is hand built, the majority pinched and coiled, a technique of adding thick coils of clay to the piece then pinching, squeezing and shaping the clay as it is extended. Once the forming process is completed the work is scraped and the form refined..

Those of you lucky enough to get into a Rick Rudd workshop will learn the techniques that Rick uses to make and decorate his unique pieces. You will then be able to apply these techniques to your own designs.

The cost of the workshop is \$80 for members and \$100 for non-members.

Contact Kate to register: wellingtonpotters@gmx.com

Please pay immediately to secure your attendance. Usual method – in the safe, or on the internet; note your name, **RUDD workshop, a/c 02 0568 0024590 00.**

For more information about attending the workshop please email Chris Dunn cdunn@ihug.co.nz



To learn more about Rick visit <http://www.rickrudd.com/>



Beryl



Stephanie Tidman
- Blowing bubbles



June Hogan



Linda Mikkelsen



Ern Bale

Festival of Pots 2017

So you want to exhibit & sell your pottery at the Festival of pots ?

You're not sure how to price your graft, or how to display it ?

Contact me and I'll ensure that you get to speak to someone who can give you some positive guidance. I've done it a few times now and have been through the highs & lows associated with any process which involves exhibiting & selling.

What the Committee can offer help with:

- ♦ labelling & pricing your items.
- ♦ How best to display them.
- ♦ Offering you cards on which you can write your own details & prices, & then have them laminated for a small cost (The club has a laminator).
- ♦ How to write up a short biography to explain who you are.

The countdown to 21st January 2017 has begun, and the Pottery Club is going to need your help running the Festival of Pots and Garden Art. **Shortly you will be contacted and asked if you can help.** Saturdays & Sundays & Wellingtons Anniversary day are the busiest days. Most shifts involve 3 hours. Please give whatever time you can, as it all contributes. (remember: it's better than selling raffle tickets).


There has been a small team operating quietly behind the scenes to make it happen. The Festival of Pots benefits the Club, and allows us to keep our demands on your (\$) pocket down.

Lastly. It just takes that first step. That first sale. To give you confidence that your hard artistic endeavour is appreciated by others.

The Website www.festivalpots.com has a wealth of information and guidance for you.

Brent

Convenor



OTAKI POTTERY CLUB Inc.

Presents in conjunction with the Festival of Pots and Garden Art

Greg Barron Master Potter 2 DAY WORKSHOP

JANUARY 2017
23rd & 24th
10am - 4pm

Outline of Workshop - This is a demonstration workshop only.

The workshop will include demonstrating throwing techniques; making larger forms, followed by manipulation, altering and decorating. Also making of smaller works, incising, texturing and other surface treatments. During the workshop Greg will discuss his approach to clay and glaze technology – quite basic and easily understood. Along with production of clay he uses in his workshop from local deposits. Building of workshop equipment including kilns, spray booths, pug mills, blungers etc. Lots of question and answer time will be available. There will also be a slide show of Greg's work showing his personal development over time. It will include material from time spent travelling and working as a potter in China, showing both the historic and modern aspects of Chinese ceramics.

Members \$90.00 Non Members \$115.00 - Full payment with enrolment. Non refundable portion \$25.00



Contact for enrolments:

T: 06-364 8053

E: mhunt@xtra.co.nz



Liz Earth



Carol Claridge



Jenni Pilcher

OTAKI POTTERY CLUB

RAKU

"Come along and buy a pot, glaze it and fire it on the spot"

'Hands-on art experience for the whole family'

Lucky draw for the children

FREE ENTRY

Raku makes great Christmas presents.

OTAKI COLLEGE

Saturday December 3rd
10am - 3pm.

REFRESHMENTS, BBQ, POTTERY FOR SALE.



Notice : Cleaning Bee.



Our final cleaning bee for the year is December 10th. There are 7 or 8 places left to fill. Please remember that if you do not attend this final cleaning bee and you have not applied for an exemption from the committee, you will be invoiced \$30. To date there are 22 members who have not sought an exemption or paid \$30. Please people, the club doesn't ask much of its members so it would be great if you could take just 2 hours out of the whole year to do a cleaning bee.

- Stephanie.

Club Notices

- ♦ We need **T-Towels, Newspaper** and **ice-cream containers**.
- ♦ **Blankets** or anything suitable for wrapping the new Plinths.
- ♦ Next **Gas firing** : When there is enough to fill a kiln.
- ♦ **For sale**: 4 Cowley **electric wheels** in good condition. Contact Warren Baillie 027 251 4767
- ♦ **Monday club night has moved** to Friday night due to the increase in the wheel class size.
- ♦ Please remember to park in **designated carparks**. There is no parking on the gravel area outside the rooms or next to the old kiln shed.

Please leave the rooms clean and tidy. -if you cant clean it don't use it!

**Member's KILN ACCOUNTS
need to be cleared at the end
of each month otherwise a 10%
penalty may be incurred.**

Trailer Required:

We need the loan of a trailer on the evening of December 2nd and for the day of the third to move equipment for the public raku. If you can help please contact Rod.

Please remember to **number your work for firing**. If you have multiple small pieces please identify at least two of them. Unnumbered work is charged out at a higher rate. If you have your own mark please make sure that it is registered in the front of the kiln book.

Christmas Hams



are available again this year. Delivery is around December 13th. Details will be on the wall behind the wheels. Payment and inquiries to Rod please.

Christmas Doo

Byrons Restaurant, Saturday 10th December.
Drinks at 7pm, dinner at 7.30pm. \$35 per head,
Partners welcome. Please pay when you put
your name on the list.

Please Respect Class times : the rooms are closed when classes and workshops are in session.

Monday: 10am -12 noon, and 7 - 9pm

Tuesday: 7 - 9pm

Wednesday: 7 - 9pm

Thursday: 7 - 9pm

Friday: 9.30am - 12.30 pm

NB: Should you have a reason where you need to enter the rooms during the classes please contact the tutors.



FLOWER POWER | 10-26 NOV 16

99 'ALTERNATIVE' CERAMIC VASES
by **Peter Rumble**

PAINTINGS OF FLORA IN POINTILLISM

by first-time exhibitor

Meredith Parkin

FLOWER ARRANGEMENTS

by

Jeanie McCafferty
proprietor, 'Next Stop Earth', Florists

IKEBANA DISPLAY

by

Satomi Takahashi
exponent and teacher of the Ikebana Sogetsu School

OPENING **5.30PM** | THURSDAY **10 NOVEMBER**

LEVEL ONE (UPSTAIRS) 41-47 DIXON ST
WELLINGTON ABOVE DIXON ST DELI
POTOCKIPATERSON.CO.NZ

POTOCKIPATERSON
ART GALLERY